

❖ LT-400 CL

3 CMOS RGB Line Scan Camera



- 3 CMOS line scan camera with Camera Link output
- Dichroic RGB beam splitter prism with 3 sensors
- 3 sensors with 4096 pixels, 7 μm x 7 μm
- Low-noise operation (S/N: 55 dB) providing superior image quality
- 28.672 mm sensor scan width
- 3 x 8 bits or 3 x 10 bits output through Camera Link interface
- Line rate up to 16180 lines per second at 80 MHz pixel clock
- One-push auto white balance
- Flat field correction and color shading correction
- Knee and binning functions for extended dynamic range and sensitivity
- Sub-sampling and windowing readout
- Set-up and installation aid with built-in test generator
- Available with M52 mount (standard) or Nikon F-mount
- Short ASCII commands for set-up via RS 232C or Camera Link
- Setup by Windows XP software



Specifications for LT-400 CL

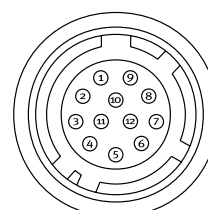
Specifications		LT-400 CL
Scanning system	Line sensor with internal clock	
Pixel clock	80.00 MHz	
Line rate	Standard	61.8µs (Full resolution/binning/internal trigger)
	Programmable	61.8µs~15.02ms, 12.5ns increments
Sensor	3 CMOS line sensors mounted on RGB beam splitter prism	
Sensor scanning width	28.672 mm	
Cell size	7 (h) x 7 (v) µm	
Active pixels	3 x 4096 (h)	
	3 x 2048 (h) with 2:1 binning	
Sensor sensitivity	Radiometric: 64V/µJ/cm ²	
Sensitivity on sensor	2800 Lux (7800K, gain=low, shutter=OFF, 100% video)	
S/N ratio	55 dB on green with gain = 0 dB	
Video output	24 bit (3 x 8) in CL base configuration 30 bit (3 x 10) in CL medium configuration	
Gain	Master tracking	Master: 0 dB to +8 dB R/B: -3 dB to +6 dB Analog gain= Low (0dB) or High (+6dB)
	Individual mode	R/G/B: -3 dB to +14 dB Analog gain= Low (0dB) or High (+6dB)
White balance	Manual, fixed or one-push Adjustable range 4000 K to 9000 K Fixed: 4000 K, 4600 K or 5600 K	
Knee function	Individual RGB knee point and slope	
Shading correction	Individual RGB flat or RB to G	
Flat-field correction	Two point pixel-to-pixel correction	
Synchronization	Internal X-tal or external trigger	
Trigger modes	No-shutter, shutter-select and pulse width control	
Programmable exposure	60µs to 14.9 msec. in 12.5 ns increments	
Functions controlled by RS 232C or CL	Trigger modes, scan rate, exposure time, gain/black level, shading correction, flat-field correction, white balance, knee-function, diagnostics	
Diagnostics	Test pattern generator. (Color bar, gray pattern and white) LED for power	
Lens mount	M-52 mount. (Standard) Nikon F-mount. (Factory option)	
Sensor alignment	Better than ±0.1 pixel	
Operating temperature	-5°C to +45°C/20 – 80% non-condensing	
Storage temp./humidity	-25°C to +60°C/20 – 80% non-condensing	
Vibration	3G (20Hz to 200Hz, XYZ direction)	
Shock	50G	
Regulations	Emission: CE CISPR Pub. 22 (EN55022) Immunity: CISPR Pub. 24 IEC61000-4-2 Conforming level 4 FCC Part15 Class B RoHS	
Power	12V DC to 24V DC ± 10%.	
Dimensions (H x W x D)	90 mm x 90 mm x 90 mm (without connector and lens mount protrusion)	
Weight	830 g	

Ordering Information

LT-400 CL-M52	3 CMOS RGB Line Scan Camera. P-mount (M52)
LT-400 CL -F	3 CMOS RGB Line Scan Camera. F-mount

Connection Pin-out

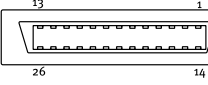
DC In / Trigger



HIROSE HR10A-10R-12PB-71

Pin	Signal	Function
1	Ground	
2	+12V to +24V DC	
3	Ground	
4	Reserved	
5	Ground	
6	RXD RS 232C*	
7	TXD RS 232C*	
8	Ground	
9	XEEN output	
10	Trigger input (TTL)*	
11	NC	
12	Ground	

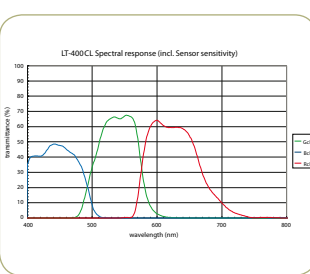
Camera Link Interface



Pin	Signal	Function	
1	14	GND	
2	15	X0-/X0+	CL Data
3	16	X1-/X1+	CL Data
4	17	X2-/X2+	CL Data
5	18	Xclk-/Xclk+	CL Clk
6	19	X3-/X3+	CL Data
7	20	SerTC+/SerTC-	Serial in *
8	21	SerTFG-/SerTFG+	Serial out *
9	22	CC1-/CC1+	Trigger *
10	23	CC2-/CC2+	Reserved
11	24	CC3-/CC3+	Not used
12	25	CC4-/CC4+	Not used
13	26	GND	

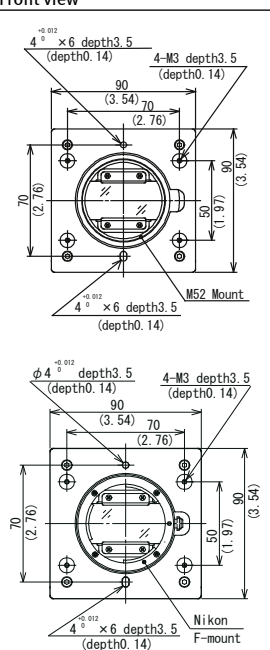
* In Camera Link or 12 pin Hirose
Note:
 Camera Link base configuration shown.
 For medium configuration refer to Camera Link specifications or operation manual.

Spectral Response

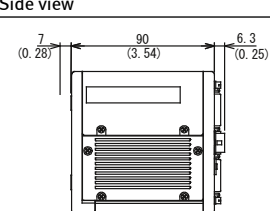


Dimensions

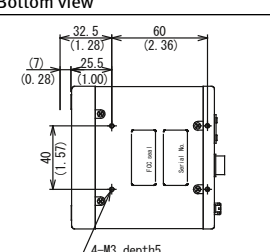
Front view



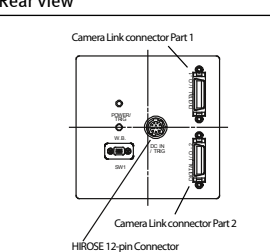
Side view



Bottom view



Rear view



Europe, Middle East & Africa Phone +45 4457 8888 | Asia Pacific Phone +81 45 440 0154 | Americas Phone +1 312 763 6570

Visit our web site on www.jai.com

jai[®]
See the possibilities

Company and product names mentioned in this datasheet are trademarks or registered trademarks of their respective owners. JAI-A-5 cannot be held responsible for any technical or typographical errors and reserves the right to make changes to products and documentation without prior notification.